

FEDERAL STATE BUDGETARY INSTITUTION

National Medical Research Centre for  
Psychiatry and Narcology n.a. V.Serbsky

MINISTRY OF HEALTH OF THE RUSSIAN FEDERATION

# Alcohol-Related Harm and Policy Response in the Russian Federation; Recent Developments

Konstantin Vyshinskiy

Leading Researcher, Epidemiology Department  
National Research Centre on Addictions

**Project Meeting on Alcohol and Health**  
**Joint session of WHO and APN**  
**Lisbon, Portugal, 23 October, 2017**

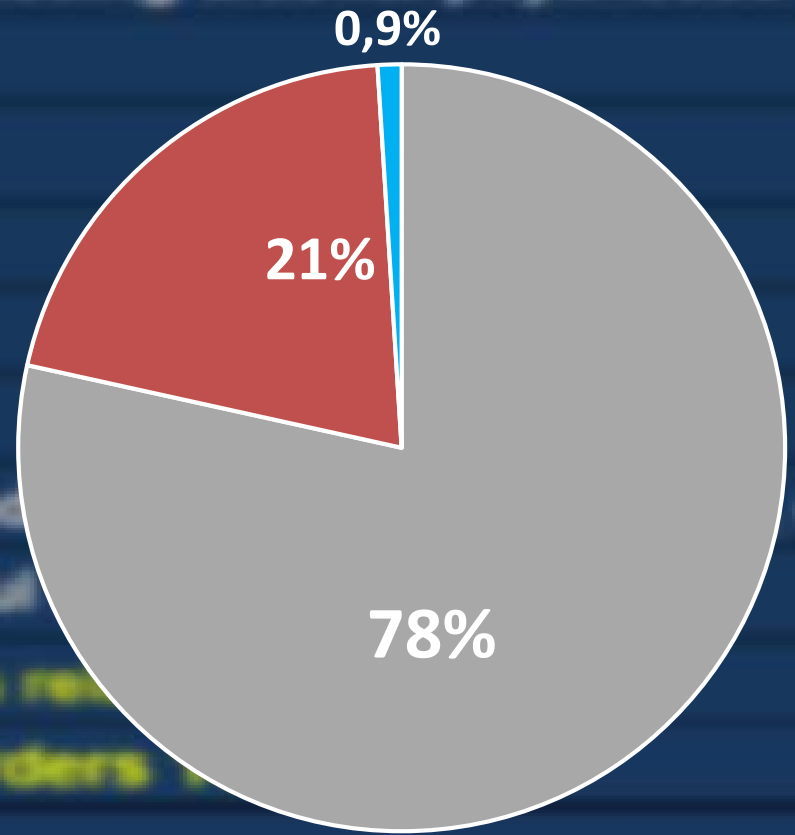
## Patients registered by outpatient narcological facilities in Russia, 2016

Alcohol dependency, including alcohol psychoses	1,589,525
Alcohol harmful use	298,833
<b>TOTAL alcohol related</b>	<b>1,888,358</b>
Drug dependency	292,407
Drug harmful use	203,575
<b>TOTAL drug related</b>	<b>495,982</b>
Other substances dependency (volatile inhalants, etc.)	8,615
Other substances harmful use	13,747
<b>TOTAL other substances related</b>	<b>22,362</b>
<b>Addiction-related disorders TOTAL</b>	<b>2,406,702</b>

Data source: NRC on Addictions

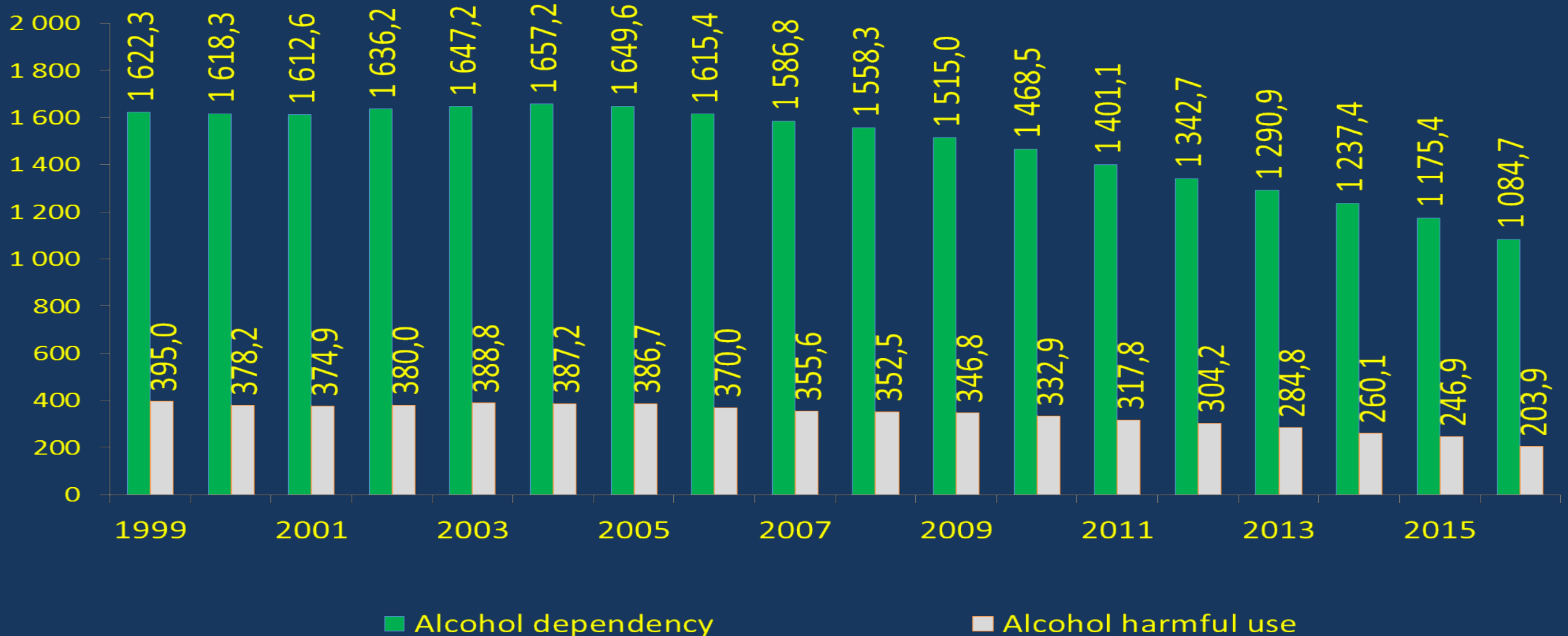
## Patients registered by outpatient narcological facilities in Russia, 2016

Alcohol dependency, including alcohol psychoses	1,589,525
Alcohol harmful use	298,833
<b>TOTAL alcohol related</b>	<b>1,888,358</b>
Drug dependency	292,407
Drug harmful use	203,575
<b>TOTAL drug related</b>	<b>495,982</b>
Other substances dependency (etc.)	8,615
Other substances harmful use	13,747
<b>TOTAL other substances related</b>	<b>22,362</b>
<b>Addiction-related disorders</b>	<b>2,406,702</b>



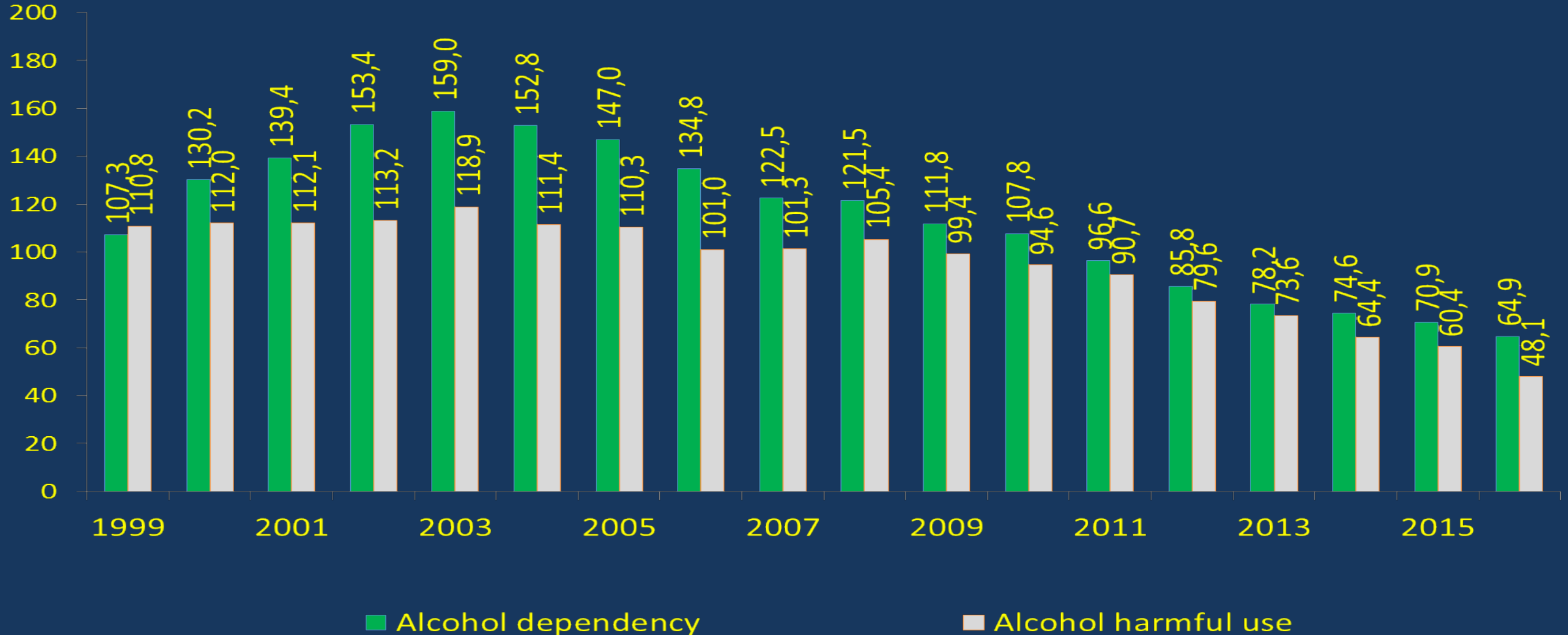
Alcohol
  Illicit drugs
  Other substances

# Registered Prevalence of Alcohol Abuse (per 100,000 population)



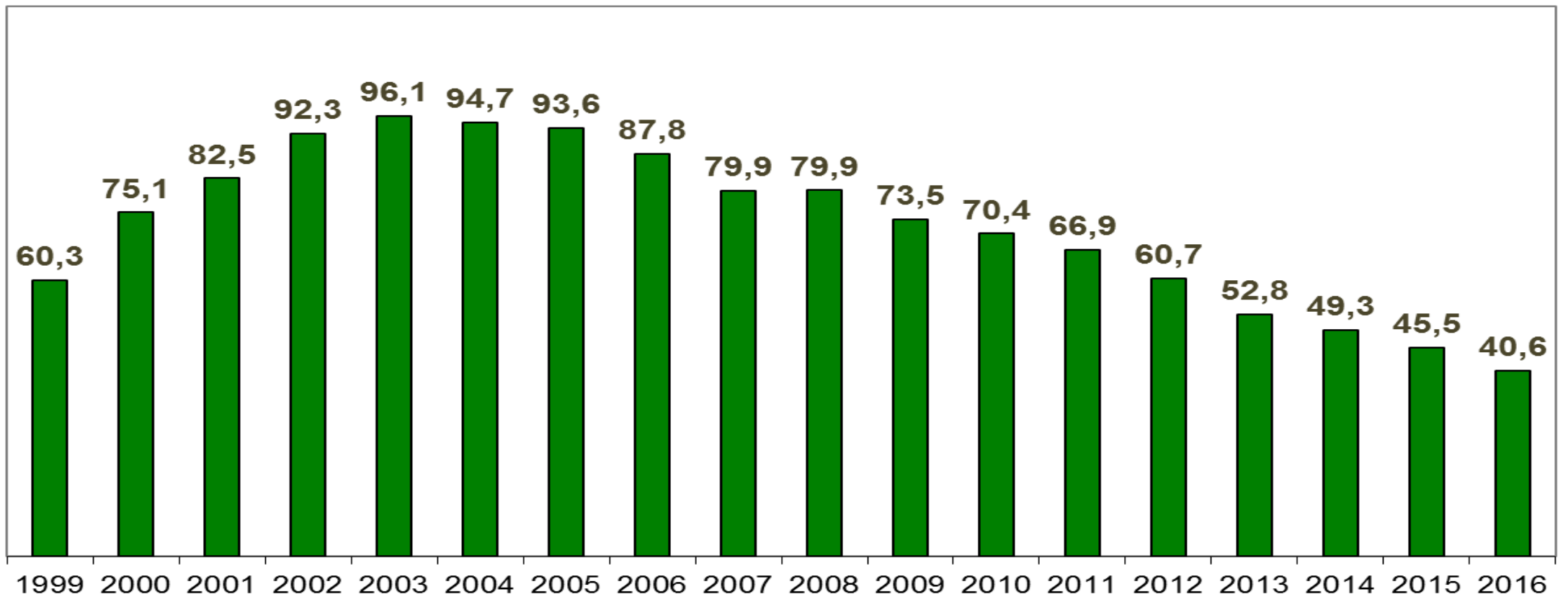
Data source: NRC on Addictions

# Registered Incidence of Alcohol Abuse (per 100,000 population)



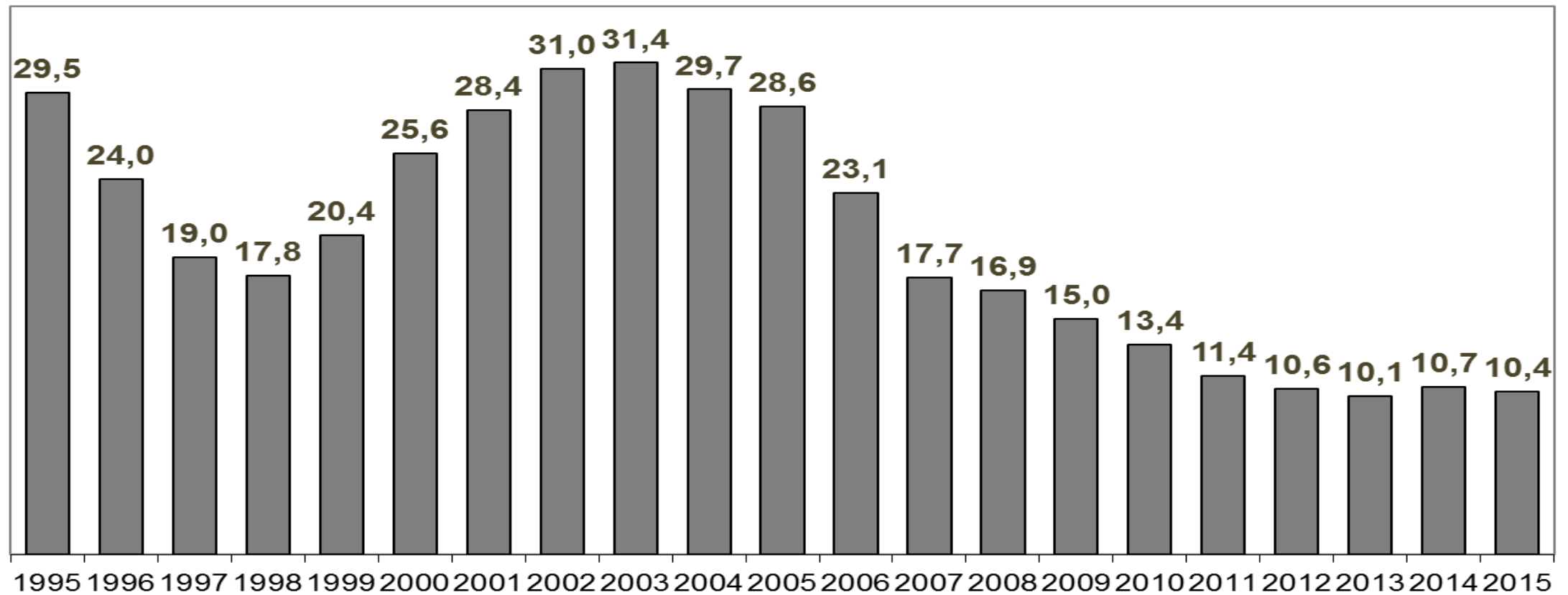
Data source: NRC on Addictions

# Registered Alcohol Psychoses (per 100,000 population)

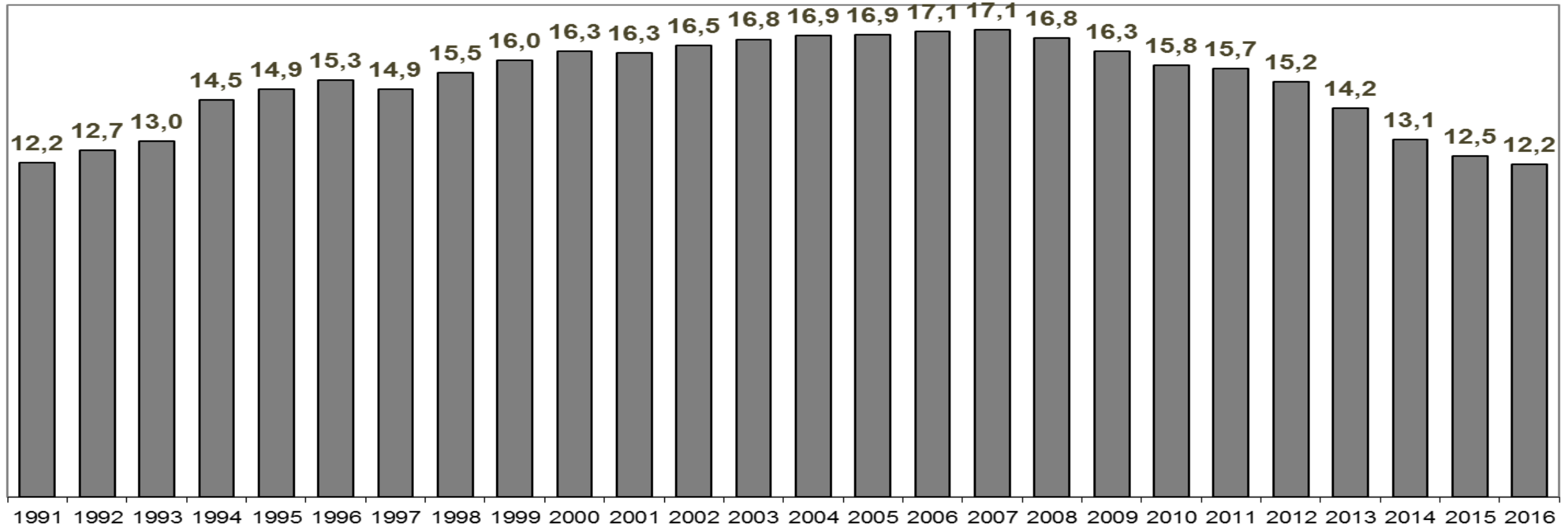


Data source: NRC on Addictions

# Mortality Due to Accidental Alcohol Poisonings (per 100,000 population)




















# Per Capita Alcohol Consumption (population 15+)



Data source: WHO



# Alcohol Policy Factors Timeline in Russia

	<b>VII 2005</b>	Set of major changes of Federal Law No. 171-FZ of 22 November 1995		<b>I 2013</b>	Prohibition of night sales of any alcohol beverages (>0,5% vol. 23.00-8.00)
	<b>I 2006</b>	Prohibition of night retail sales of spirits (>40% vol. 23.00-8.00)		<b>I 2013</b>	Further alcohol advertising restrictions (printed media)
	<b>IV 2008</b>	Amendments to the Law on Advertising Tobacco and Alcohol Products (objects of transportation infrastructure advertising ban )		<b>I 2013</b>	Further increase of minimal retail prices of alcohol beverages (= 170 RUR)
	<b>I 2010</b>	Minimal retail prices for alcohol beverages first established (0,5 l. vodka = 89 RUR)		<b>IX 2013</b>	Zero alcohol tolerance for drivers replaced 0,16 g/l breathalyser limit, <u>simultaneously</u> with more severe drunk driving punishment
	<b>VII 2010</b>	Zero alcohol tolerance for drivers introduced		<b>III 2014</b>	Further increase of fines for alcohol sales to minors and criminal responsibility (30-50,000 individuals, 100-200,000 officials, 300-500,000 RUR entities)
	<b>IX 2010</b>	Prohibition of night retail sales of medium strength beverages (>15% vol. retail sales 22.00-10.00)		<b>III 2014</b>	Increase of minimal prices for spirits (= 199 RUR)
	<b>VII 2011</b>	Increase of fines and administrative responsibility for alcohol sales to minors (3-5,000 individuals, 10-20,000 officials, 80-100,000 entities)		<b>VIII 2014</b>	Increase of minimal prices for spirits (= 220 RUR)
	<b>VII 2011</b>	Prohibition of alcohol sales at gas stations		<b>II 2015</b>	<i>Decrease</i> of minimal retail price for vodka (= 185)
	<b>VII 2012</b>	Sales of all alcohol beverages, including beer >5% are regulated (kiosks and small-size shops, at public transport stops)		<b>VII 2016</b>	Increase of minimal prices for spirits (= 190 RUR)
	<b>VII 2012</b>	Alcohol advertising restrictions (Internet and in electronic media)		<b>V 2017</b>	Increase of minimal prices for spirits (= 205 RUR)

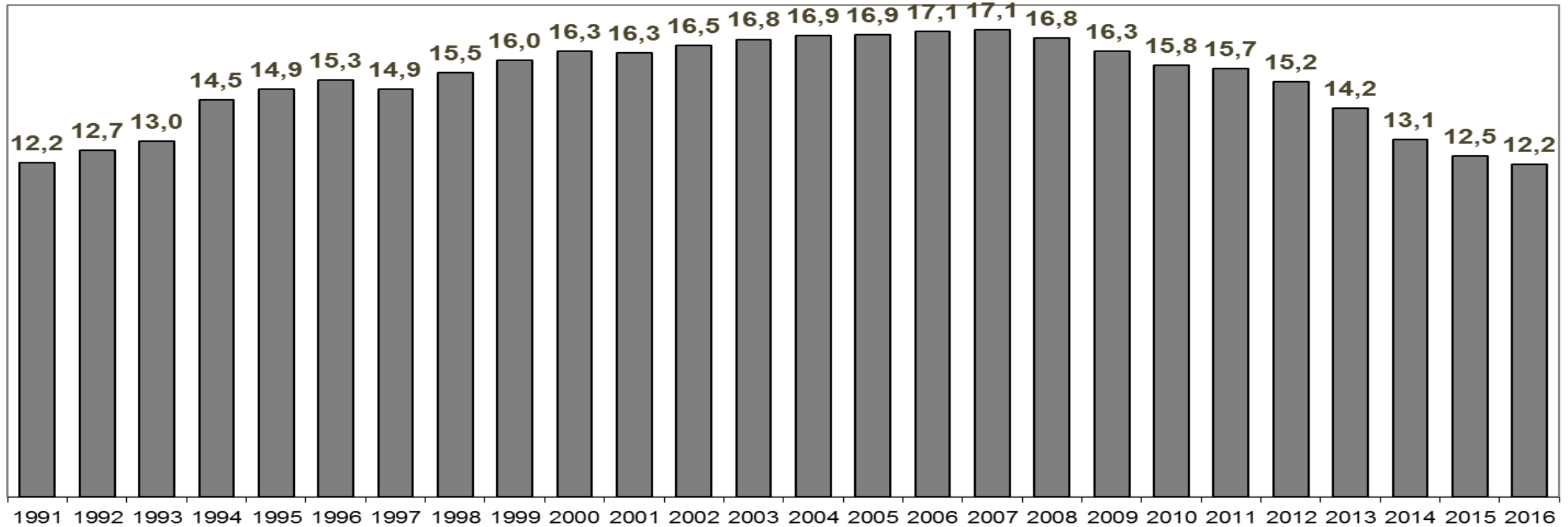
 availability

 marketing

pricing 

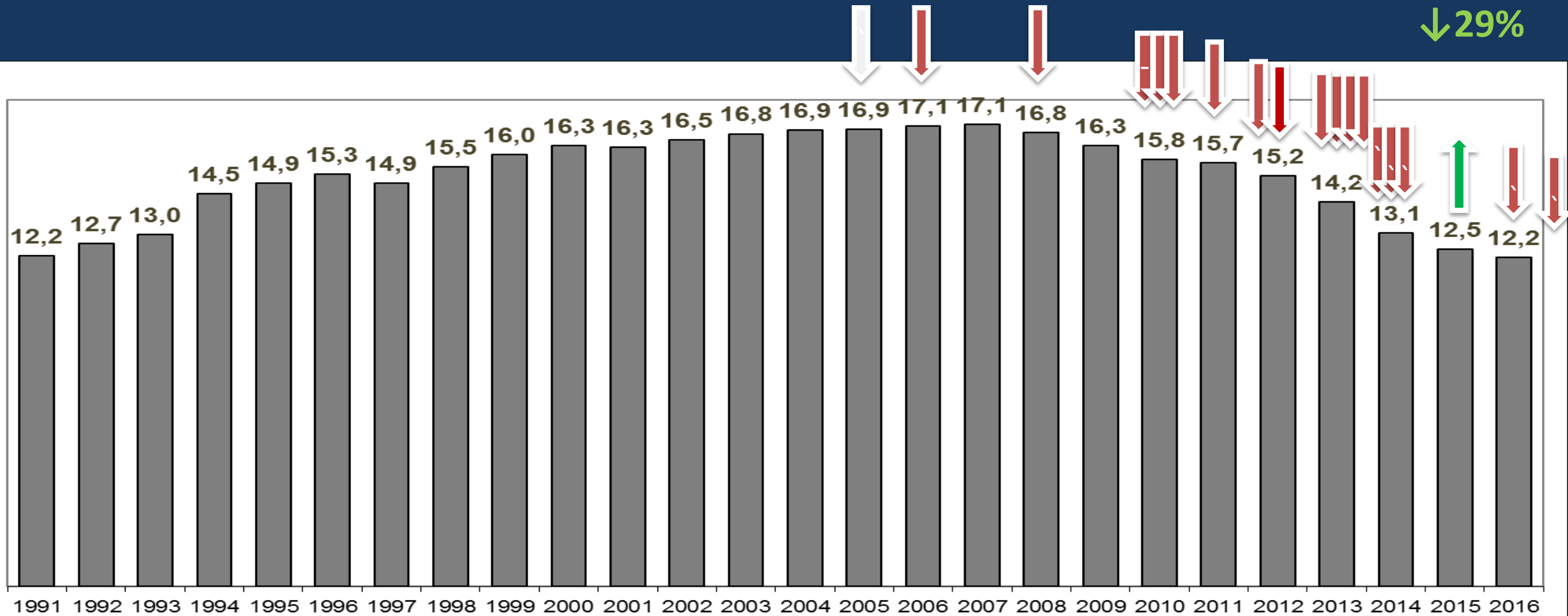
drink driving 

# Per Capita Alcohol Consumption (population 15+)

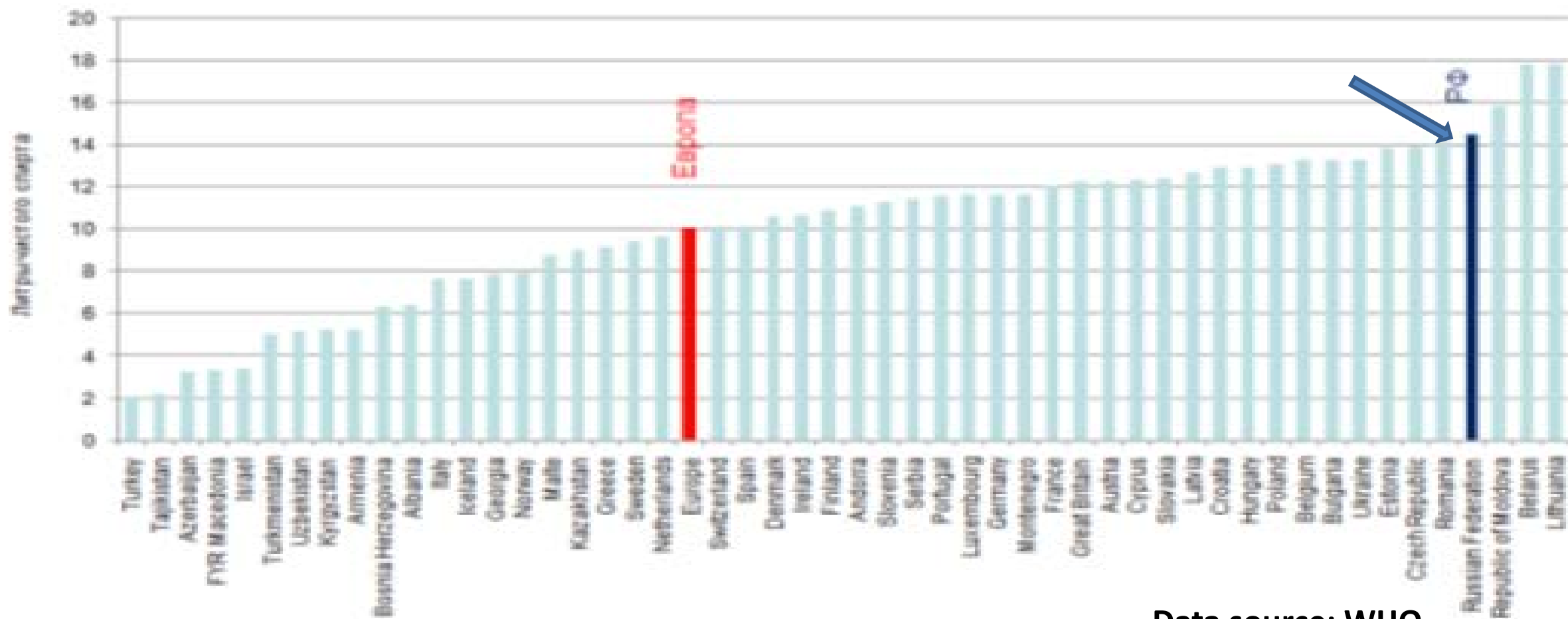


Data source: WHO

# Per Capita Alcohol Consumption (population 15+)

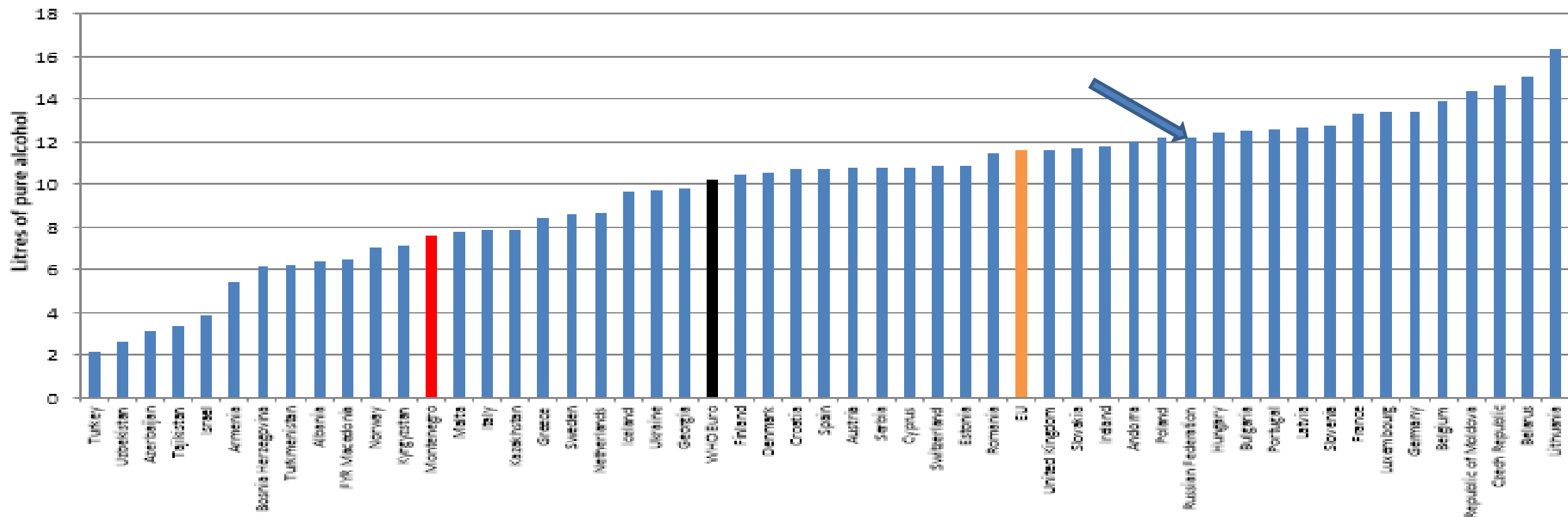


## Совокупное среднедушевое потребление алкоголя, учтенное и неучтенное, 2014 г., мужчины и женщины



Data source: WHO

# Total average alcohol per capita consumption (projected), recorded and unrecorded, 2016 (men and women)



Data source: WHO

**Thank you for your attention!**

**Спасибо за внимание!**